

AY2021

**Juntendo University Graduate School of Medicine,
Master of Science (MS) Program in Medical Science**

Graduate Student Recruitment Guidelines



Juntendo University Graduate School

Contents

Juntendo University Graduate School of Medicine, Master of Science (MS) Program in Medical Science

Basic Philosophy	•••	1
Admission Policy		
Curriculum Policy		
Diploma Policy		

Juntendo University Graduate School of Medicine, Master of Science (MS) Program in Medical Science AY2021 Recruitment Guidelines

1. Program Characteristics	•••	3
2. Admission Capacity and Education Curriculum	•••	4
(1) Admission Capacity		
(2) Education Curriculum		
(3) Special Graduate Studies, Research Fields		
3. Application Requirements	•••	8
Application Requirements Examination		
4. Application Process	•••	10
(1) Selection Process, Application Period, Entrance Examination Dates, etc.		
(2) Entrance Examination Venues		
(3) Preliminary Consultation for Application		
(4) Application Documents		
(5) Application Process		
5. Enrollment Process, etc.	•••	14
(1) Enrollment Deadline		
(2) Tuition		
(3) Entrance Ceremony		
(4) Scholarship System and Research Funding Assistance		
(5) Conferral of Degree and Course Selection		
(6) Other Notes		

Juntendo University Graduate School of Medicine, Master of Science (MS) Program in Medical Science

Basic Philosophy

The Master programs of the Juntendo University Graduate School of Medicine enable students with educational backgrounds in fields other than medicine to acquire a basic knowledge about medicine, life sciences, and medical studies.

The Medical Science Program develops people who will have a broad, creative outlook and who will continue to engage in medical science throughout their lifetime. It nurtures world-class researchers and advanced professionals in medicine and medical services who possess a high degree of motivation and a spirit of *jin*, our motto that means a heart that is considerate and cherishes others and is always thinking from the viewpoint of others.

Admission Policy

Admission Policy

This program enables students, working adults, and international students with educational backgrounds in fields other than medicine to acquire basic knowledge of medicine, life sciences, medical studies, hospital administration, medical education, and sportology in a systematic manner. To nurture world-class researchers and advanced professionals in medicine and medical services who possess a high degree of motivation and a spirit of *jin*, our motto that means a heart that is considerate and cherishes others and is always thinking from the viewpoint of others, who have a broad, creative outlook and who will continue to engage in medical science throughout their lifetime, with basic knowledge and research capabilities in medicine and medical service as their foundation, we seek students who meet the following criteria:

Desired student profile

1. Highly motivated to engage wholeheartedly in research in the various fields of medicine and medical services and to keep honing their own sensibilities and sense of ethics.
2. Capable of working actively in the various fields of medicine and medical services with an abundance of intellectual curiosity, logical analytical skills, persistence, dynamism, and cooperativeness
3. Possesses a desire to contribute to the local community and society through the application of research outcomes in the field of medical science.
4. Possesses a vision for their research upon enrollment and the strong will and ambition to constantly improve themselves, acquire communication skills, including language skills, and take up new challenges.

Curriculum Policy

The curriculum in this program is designed to provide students, working adults, and international students with educational backgrounds in fields other than medicine with a basic knowledge of medical science and, further, research capabilities in a specialist field.

1. General Education Subjects

This curriculum is designed for students to acquire a basic knowledge in the field of medical science and other basic skills required to acquire research capabilities in a specialist field.

2. Special Education Subjects

This curriculum is designed for people who work in medical service-related businesses, hospitals, universities, research institutes, and similar occupations to acquire advanced expert knowledge and skills, and the capabilities for the pursuit of advanced research, that they themselves lack, depending on their own career and interests. In addition, this curriculum also aims to foster the judgement, strong sense of responsibility and advanced sense of ethics that are critical attributes of researchers and advanced professionals.

3. Special Graduate Studies

Students will conduct research based on a Research Proposal. Their research will be evaluated rigorously, and interim presentations of their research outcomes, master's thesis defense, and examinations will be conducted as appropriate. The outcomes of these evaluations will be used to improve our approach to education.

Diploma Policy (Recognition of Graduation & Conferral of Degree)

To be conferred the degree of Master of Science (Medical Science), students must be enrolled for the standard study period (two years), take subjects that have been determined in accordance with the intent of the curriculum and the goals of human resource development, obtain the required credits, acquire the qualities and abilities listed below, and pass their master's thesis defense and final examination conducted by the Graduate School of Medicine.

1. Acquisition of sufficient basic knowledge of the field of medical science
2. Research capabilities in the field of medical science, and the skills, strong sense of responsibility and high sense of ethics that are critical for advanced professional occupations.
3. The ability to communicate research achievements while deepening expert knowledge and broadening research of basic medical science.

Juntendo University Graduate School of Medicine, Master of Science (MS) Program in Medical Science AY2021 Student Recruitment Guidelines

1. Program Characteristics [Master of Science (MS) Program in Medical Science]

- We accept any students as long as they are highly motivated to learn and have graduated from university or possess academic ability equivalent to that of a university graduate. We promote international exchange and are widely recruiting students who have studied at universities outside Japan (returnees) and who have excellent language skills. For this reason, applicants who have taken a language proficiency test (TOEFL, IELTS, TOEIC, JLPT, etc.) should submit the corresponding test certificate along with their application as reference material for the oral examination (if the applicant meets the criteria, he or she will be exempted from taking the Language Examination).
- The Master of Science (MS) Program in Medical Science comprises (1) General Education Subjects, (2) Special Education Subjects, and (3) Special Graduate Studies. Students will study basic knowledge and skills in the medicine and medical services domain in a systematic manner and develop a high degree of research capability and expertise.

Course of Medical Science

This course nurtures people who can contribute to the promotion of basic and applied research in medicine and medical service education and who will engage in medical service-related work.

Course of Public Health

This course develops advanced professionals who have studied subjects such as epidemiology, biostatistics, social science and behavioral science, health administration, medical service management, and who have acquired practical and operational skills for conducting clinical research. It also nurtures experts who have the practical skills required on the frontlines of global health, such as health policy, health instruction, and international healthcare initiatives.

Course of Genetic Counseling

This course nurtures accredited genetic counsellors, equipping them with the specialist knowledge, counselling theory and techniques required for the practice of genetic counselling. The course will produce professionals who will play an important role in genome medicine by giving psychological and social support to patients requiring genetic medical treatment and to their families, through the provision of various information, including appropriate genetic information and information about social support systems, to help them make independent decisions.

- Admission features include an entrance examination system for working adults and applicants who live abroad.
- If a student is recognized as having achieved particularly excellent research results, that student may complete the course in one year.
- It is expected that, after completion of the Master Program, students will work actively in private-sector companies, research institutes, and in public sector. They are also encouraged to enroll in a doctoral program. Juntendo University has been selected many times by the Ministry of Education, Culture, Sports, Science and Technology for University Reform Support and Assistance Program and also offers a well-developed education in its doctoral programs. It has established curricula for candidates who are not medical doctors to obtain the degree of PhD (Medicine).
- The goal of the Juntendo University Graduate School of Medicine is to establish its own foundations for research. Juntendo University is highly international and has brought together many researchers in diverse special fields. Due to such an excellent research environment, the University has received many national, public-sector and private-sector funds, endowed chairs and large publicly subsidized projects.
- We have a top-level track record among private medical universities in terms of public subsidies received, and rank within the top five of 607 private universities nationwide.
- We have established many projects as large-scale national government-subsidized projects. They include the Atopy Research Center, Research Institute for Diseases of Old Ages, Institute for Environmental and Gender-Specific Medicine, Institute of Health, Sports Science and Medicine, Sportology Center, Center for Genomic and Regenerative Medicine, Japanese Center for Research on Women in Sport, and Shizuoka Medical Research Center for Disaster.
- Everyone at Juntendo understands and enjoys the benefits of our motto, jin, which means a heart that is considerate and cherishes others and is always thinking from the viewpoint of others. At this University, a sense of solidarity as a person of Juntendo, based on self-improvement, competition principles, and mutual trust, and the sensibility to respect jin are passed down, and education, research, and medical services are provided with a high sense of ethics.

2 Admission Capacity and Education Curriculum

(1) Program in Medical Science Admission Capacity: 40

* The Course for Genetic Counseling has an enrolment quota of around four students. In the case the Course for Genetic Counseling reaches the enrolment quota during the Schedule A Entrance Examination, the Course for Genetic Counseling will not accept applicants during the Schedule B Entrance Examination.

(2) Education Curriculum

(1) Course of Medical Science

	Subjects	Compulsory/ Elective	Credits	Notes
General Education Subjects	Introduction to Basic Medical Science I (Biochemistry, Physiology)	Compulsory	2	8 credits from compulsory subjects
	Introduction to Basic Medical Science II (Study of Human Body Functions and Anatomy)	Compulsory	2	
	Medical Science Research Methodology I (Medical Research Design/Practicum)	Compulsory	1	
	Medical Science Research Methodology II (Medical Research Design/Practicum)	Compulsory	1	
	Medicine and Social Medicine I (Medical Ethics)	Compulsory	2	
Special Education Subjects	Medical Epidemiology and Statistics	Elective	2	At least 14 credits required
	Introduction to Clinical Medicine I (Internal Medicine)	Elective	2	
	Introduction to Clinical Medicine II (Surgery)	Elective	2	
	Medicine and Social Medicine II (Environment, Social Life and Health)	Elective	2	
	Introduction to Minimally Invasive Diagnosis and Therapeutic Techniques	Elective	2	
	Basic and Clinical Transmitted Disease	Elective	2	
	Workings of Host Defense Mechanisms and their Failure	Elective	2	
	Laboratory Medicine and Pathology	Elective	2	
	Basic and Clinical Brain Science	Elective	2	
	Rehabilitation Medicine	Elective	2	
	Cancer and Genes	Elective	2	
	Immune Mechanisms and Disorders	Elective	2	
	Diseases of Old Age and their Treatment	Elective	2	
	Basic and Clinical Metabolic Syndrome	Elective	2	
	Structure of the Human Body - Basics and Practicum	Elective	1	
	Human Body Cytohistology Practicum	Elective	1	
	Clinical Statistics	Elective	1	
Graduate School Seminars (*)	Elective	1	* In Graduate School Seminars, one (1) credit will be granted for attendance at eight lectures accredited by the Graduate School.	
Special Graduate Studies	Medical Science Special Graduate Studies (Research and Dissertation Instruction)	Compulsory	8	Research and Dissertation Instruction

(2) Course of Public Health

Subjects		Clinical Research Support Model	Global Health Model	Credits	Notes
General Education Subjects	Basic Epidemiology	Compulsory	Compulsory	2	7 credits from compulsory subjects
	Basic Biostatistics	Compulsory	Compulsory	2	
	Introduction to Occupational and Environmental Health Science (Occupational Health/Environmental Health)	Compulsory	Compulsory	1	
	Introduction to Health Behavioral Science	Compulsory	Compulsory	1	
	Introduction to Laws and Policies of Medicine, Health and Welfare	Compulsory	Compulsory	1	
Special Education Subjects	Clinical Epidemiology	Compulsory	Elective	2	At least 15 credits required
	Introduction to Clinical Trials	Elective	Elective	1	
	Applied Biostatistics	Compulsory	Elective	2	
	Data Analysis Practicum	Elective	Elective	1	
	Medical Informatics	Elective	Elective	1	
	Introduction to Clinical Genetics	Elective	Elective	1	
	Public Policy Studies	Elective	Elective	1	
	Health Promotion	Elective	Elective	1	
	Introduction to Global Health	Elective	Compulsory	2	
	Medical Economics and Management	Elective	Elective	1	
	Environmental Science	Elective	Elective	1	
	International Health Science	Elective	Elective	2	
	International Infectious Disease Medicine	Elective	Compulsory	1	
	Healthcare Administration and Safety Studies	Elective	Elective	1	
	Global Health Practicum (Overseas Fieldwork)	Elective	Compulsory	2	
	Introduction to Medical Writing	Elective	Elective	1	
	Medical Ethics	Elective	Elective	2	
	Global Health Seminars	Elective	Elective	1	
Medical Communication	Elective	Elective	1		
Special Graduate Studies	Medical Science Special Graduate Studies (Research and Dissertation Instruction)	Compulsory	Compulsory	8	Research and Dissertation Instruction

- Students who belong to the Clinical Translational Science research field will study the Clinical Research Support Model curriculum.
- Students who belong to the Global Health Research field will study the Global Health Model curriculum.

(3) Course of Genetic Counseling

Subjects		Genetic Counsellor Development Model	Credits	Notes
General Education Subjects	Introduction to Basic Medical Science I (Biochemistry, Physiology)	*	2	* These subjects are compulsory for students who have not taken and obtained credit for a corresponding subject at university level prior to starting specialist training (Genetic Counselling Practicum) to become an Accredited Genetic Counsellor.
	Introduction to Basic Medical Science II (Study of Human Body Functions and Anatomy)		2	
	Medical Science Research Methodology I (Medical Research Design/Practicum)		1	
	Basic Biostatistics (Medical Epidemiology and Statistics)		2	
	Introduction to Health Behavioral Science		1	
	Clinical Genetics		1	
	Health Promotion		2	
	Medical Communication		1	
Special Education Subjects	Basic Human Genetics (1)	Compulsory	4	22 credits from compulsory subjects
	Basic Human Genetics (2)	Compulsory	2	
	Clinical Genetics (Lecture/Practicum)	Compulsory	2	
	Genetic Information Services	Compulsory	1	
	Genetic Medicine and Society	Compulsory	2	
	Genetic Medicine and Ethics (Lecture)	Compulsory	2	
	Genetic Medicine and Ethics (Practicum)	Compulsory	1	
	Introduction to Medical Counseling	Compulsory	1	
	Genetic Counselling (Lecture)	Compulsory	1	
	Genetic Counselling (Practicum)	Compulsory	2	
	Genetic Counselling (Practicum)	Compulsory	4	
Special Graduate Studies	Medical Science Special Graduate Studies (Research and Dissertation Instruction)	Compulsory	8	Research and Dissertation Instruction

* The Course for Genetic Counseling has an enrolment quota of around four students. In the case the Course for Genetic Counseling reaches the enrolment quota during the Schedule A Entrance Examination, the Course for Genetic Counseling will not accept applicants during the Schedule B Entrance Examination.

Please confirm the details of the preliminary interview through the following website if you would like to apply for the course of genetic counseling.



https://med.juntendo.ac.jp/education/master/course_info/course_clinicalgenetics.html#iden

(3) Special Graduate Studies, Research Fields

(1) Course of Medical Science

Course	Research Fields		
Humans and the Environment Course	Microbiology	Infection Control Science	Host Defense and Parasitology
	Host Defense and Biochemical Research	Molecular and Cellular Biochemistry	Immunology
	Molecular Pathogenesis	Rheumatology	Dermatology and Allergology
	General Medicine	Clinical Pharmacology	Medical History and Humanities
	Sports Medicine & Sportology	Epidemiology and Environmental Health	Psychiatry and Behavioral Science
	Forensic Medicine	Public Health	Medical Education
	Hospital Administration	Environmental and Gender-Specific Medicine	Emergency and Disaster Medicine
	Advanced Clinical Herbal Medicine		
Biological Functions of the Human Body Course	Cell Biology and Neuroscience	Neurophysiology	Ophthalmology
	Neurology	Neurosurgery	Anatomy and Life Structure
	Organ and Cell Physiology	Human Pathology	Cellular and Molecular Pharmacology
	Gastroenterology	Cardiovascular Medicine	Respiratory Medicine
	Metabolism & Endocrinology	Nephrology	Obstetrics and Gynecology
	Hematology	Pediatrics and Adolescent Medicine	Anesthesiology
Regenerative and Reconstructive of the Human Body Course	Clinical Laboratory Medicine	Aging Biology in Health and Disease	Science of Allergy and Inflammation
	Esophageal & Gastroenterological Surgery	Coloproctological Surgery	Hepato-Biliary-Pancreatic Surgery
	Gastroenterology and Minimally Invasive Surgery	Breast Oncology	Cardiovascular Surgery
	General Thoracic Surgery	Pediatric General and Urogenital Surgery	Urology
	Transfusion Medicine & Stem Cell Regulation	Pain Medicine	Rehabilitation Medicine
	Otorhinolaryngology	Orthopedics and Motor Organs	Plastic and Reconstructive Surgery
	Diagnostic Radiology	Radiation Therapeutics	Diagnostic Imaging and Interventional Oncology
		(Radiation Oncology and Medical Physics)	
	Clinical Oncology	Palliative Medicine	Genomic and Regenerative Medicine
	Diagnostics and Therapeutics of Intractable Diseases		

(2) Course of Public Health

Course	Fields of Research	
Humans and the Environment Course	Clinical Translational Science	[Curriculum: Study Clinical Research Support Model]
	Global Health Research	[Curriculum: Study Global Health Model]

(3) Genetic Counselling Course

Course	Fields of Research	
Regenerative and Reconstructive of the Human Body Course	Clinical Genetics	[Curriculum: Study Gene Counsellor Development Model]

* The Course for Genetic Counseling has an enrolment quota of around four students. In the case the Course for Genetic Counseling reaches the enrolment quota during the Schedule A Entrance Examination, the Course for Genetic Counseling will not accept applicants during the Schedule B Entrance Examination.

Students must consult with a senior professor in their preferred research field and obtain approval before lodging their application.

See website below for details of individual fields of research.

<http://www.juntendo.ac.jp/graduate/laboratory/lab0/laboratory.html>

If you do not know how to contact a senior professor, please inquire at the Academic Affairs Department (Graduate School Division) of Juntendo University Hongo Ochanomizu Campus.

[Working Adult Enrollees]

Daytime and nighttime lectures are offered, so that students who are working adults may obtain credits by attending lectures at night after working during the day. In addition, each field of research develops individual education programs to match students' backgrounds.

3. Application Requirements

All applicants must have met or expect to meet one of the requirements listed below by March 31, 2021.

1. Applicants who have graduated from a university in accordance with the School Education Act
2. Applicants who have obtained a bachelor's degree in accordance with the School Education Act Article 104, Clause 4
3. Applicants who have completed 16 years of formal education outside of Japan
[*1 Applicants must confirm they meet the requirements before applying]
4. Applicants who have obtained a degree equivalent to a bachelor's degree by graduating from an academic program at least 3 years in length^{b)} at a school or university outside of Japan^{a)}
[*1 Applicants must confirm they meet the requirements before applying]
 - a) Applicants must have graduated from an institution certified by a government or accreditation institution outside of Japan that reviews academic and research activities, or that has been approved by the Ministry of Education, Culture, Sports, Science and Technology (MEXT).
 - b) Applicants who have graduated from a distance learning course administered by a school outside of Japan while living in Japan or from an international school in Japan, whose curriculum corresponds to a country outside of Japan and has been approved by MEXT are qualified to apply.
5. Applicants who have been approved by MEXT [*1 Applicants must confirm they meet the requirements before applying]
Applicants who have completed a specialized course in a vocational school approved by MEXT of at least 4 years in length.

Applicants who do not meet any of the requirements listed above may be able to apply if they meet the requirement listed in 6 below.
6. Applicants whom the Graduate School has recognized through separate assessment of admission requirements as possessing the equivalent or greater academic ability than a person who has graduated from an undergraduate program as provided in the School Education Act
[Application requirements will be examined*2]

[Entrance Examination for Working Adults]

Applicants who meet the requirements mentioned above and who are currently working must submit a letter of consent, etc. from the head of their workplace.

[Entrance Examination for International Applicants (excludes special permanent residents)]

In addition to the requirements mentioned above, it is preferable for international applicants to have passed Level N5 or above of the Japanese Language Proficiency Test (JLPT) (Level 4 or above in the old JLPT) held by Japan Educational Exchanges and Services (in Japan) or the Japan Foundation (overseas) (certificate must be submitted).

[Entrance Examination for International Applicants Living Abroad (Pre-travel Acceptance Scheme)]

In addition to meeting the above application requirements, applicants who meet all of conditions (1) to (3) below will take an oral examination over the internet, based on which a decision on acceptance will be made, without the need for the applicant to travel to Japan.

- (1) Persons who are currently living outside Japan and who do not hold Japanese citizenship;
- (2) Persons who, after acceptance, will be able to obtain residence status (student) as an international student of Juntendo University;
- (3) Persons who meet one of the following language requirements and who are able to submit the corresponding test certificates (in principle, such certificates must be dated on or after January 1, 2015).

- 1) TOEFL iBT: 60 or above; Paper: 500 or above
- 2) IELTS 5.5 or above
- 3) TOEIC 600 or above
- 4) JLPT N5 (4 in old JLPT)

(Security Export Control System in Japan)

In accordance with the Foreign Exchange and Foreign Trade Act, which seeks to protect both national and international peace and security, Juntendo University has established the Juntendo University Security Export Control Regulations to preserve academic and research activities. International students accepted into the graduate school program should consult with their supervising professor about their research prior to submitting the application because there are cases where students have to modify their application due to the research. International students accepted into the graduate school program must sign a pledge indicating they will comply with the Foreign Exchange and Foreign Trade Act at the time of their enrollment.

***1 Confirmation of Preliminary Requirements**

Any applicant to whom the requirements in 3. or 4. above apply should consult JUIC prior to application to confirm their eligibility in advance.

(JUIC: Tel: 03-3813-3795 / e-mail: juic@juntendo.ac.jp)

Any applicant to whom the requirements in 5. above apply should consult with the Academic Affairs Department (Graduate School Division) prior to application.

(Academic Affairs Department (Graduate School Division) Tel: 03-5802-1020; e-mail: LMS@juntendo.ac.jp)

***2 Assessment of Application (Enrollment) Requirements**

Applicants who are applying to the Graduate School based on the application requirements listed in 6. will be assessed by the Graduate School Committee as to whether they meet the application requirements before they apply.

Applicants seeking an assessment of their eligibility to apply must submit all of the documents listed below. An applicant will only be able to undertake the application procedures if their eligibility to apply is approved.

(1) Documents for Request for Assessment of Application (Enrollment) Requirements

I. Graduate School of Medicine Master's Program Application Requirements Assessment Request (Form 1)

II. Professional/Research Experience (Form 2)

(2) The request should be sent to the following address:

Entrance Examination Section
 Academic Affairs Department (Graduate School Division)
 Juntendo University Hongo Ochanomizu Campus
 2-1-1, Hongo, Bunkyo-ku, Tokyo, 113-8421, JAPAN
 TEL: 03-5802-1020; FAX: 03-3813-3622
 e-mail: LMS@juntendo.ac.jp

(3) Request Deadlines

Schedule A: Friday, August 14, 2020

Schedule B: Friday, November 13, 2020

* There is a possibility that requests submitted after the deadline may still be accepted. Please consult with the admissions office.

(4) Assessment Fee

Free (Applicants who have their requirements confirmed will be charged the Entrance Examination Fee when they undertake the entrance application process.)

(5) Notice of Results of Assessment

The results of the assessment will be notified to the applicant.

4. Application Process

(1) Selection Process, Application Period, Entrance Examination Dates, etc.

[Examination in Japan]

Classification	Schedule A Examination	Schedule B Examination
Selection Process	General Entrance Examination Entrance Examination for Working Adults Entrance Examination for International Students	General Entrance Examination Entrance Examination for Working Adults Entrance Examination for International Students
Application Period	Monday, July 20, 2020 – Friday, August 28, 2020	Monday, November 9, 2020 – Friday, December 11, 2020
Entrance Examination Date	Thursday, September 10, 2020	Thursday, January 7, 2021
Language Examination (English)	10:00 a.m. – 11:30 a.m. (90 min.)	10:00 a.m. – 11:30 a.m. (90 min.)
Oral Examination	From 13:00	From 13:00
Notification of Acceptance	Friday, October 16, 2020 at 12:00 p.m.	Friday, February 12, 2021 at 12:00 p.m.

Note: Additional recruitments may be conducted.

(Precautions for Examinations)

- (1) For the Language Examination, applicants must assemble at least 15 minutes before the examination starting time, and must bring their Examination Admission Ticket with them. Applicants who are exempt from the Language Examination must assemble at the specified venue at least 15 minutes before the Oral Examination starting time.
- (2) Assembly points will be notified by e-mail.
- (3) Dictionaries may be brought into the Language Examination. However, electronic dictionaries and personal computers are not permitted.
- (4) Examinees must bring a watch into the examinations. However, smart watches are not permitted.
- (5) The results of the entrance examinations will be posted on the Juntendo University Graduate School of Medicine website and on the noticeboard of the Juntendo University Hongo Ochanomizu Campus.

[Conditions for Exemption from Language Examination]

Applicants who meet one of the following four conditions will be exempt from taking the Language Examination. Applicants must submit the corresponding test certificates along with their application forms. In principle, such examination records should be from no earlier than January 1, 2015.

- 1) TOEFL iBT: 60 or above; Paper: 500 or above
- 2) IELTS 5.5 or above
- 3) TOEIC 600 or above
- 4) JLPT N5 (4 in old JLPT)

* Applicants who have passed the language test that is regularly held by the Graduate School of Medicine of the University will be exempted from the language examination.

[Examination Outside Japan]

Classification	Schedule A Entrance Examination	Schedule B Entrance Examination
Selection Process	Entrance Examination for International Students Living Abroad (Pre-travel Acceptance Scheme)	Entrance Examination for International Students Living Abroad (Pre-travel Acceptance Scheme)
Application Period	Monday, July 20, 2020 – Friday, August 28, 2020	Monday, November 9, 2020 – Friday, December 11, 2020
Entrance Examination Date	Thursday, September 10, 2020	Thursday, January 7, 2021
Oral Examination	From 1:00 p.m.	From 1:00 p.m.
Notification of Acceptance	Friday, October 16, 2020 at 12:00 p.m.	Friday, February 12, 2021 at 12:00 p.m.

Note: Additional recruitments may be conducted.

(Precautions for Examinations)

- (1) The oral examination will be conducted over the internet, so an internet connection test will be conducted beforehand. The timing and other details of the connection test will be decided after applications have been received and applicants will be advised thereafter.
- (2) The results of the entrance examinations will be posted on the Juntendo University Graduate School of Medicine website.

(2) Entrance Examination Venues (Applicants in Japan only)

Juntendo University Hongo Ochanomizu Campus (2-1-1 Hongo, Bunkyo-ku, Tokyo, 113-8421 JAPAN
Tel: 03-5802-1020)

* Details will be notified separately by e-mail.

(3) Preliminary Consultation for Application

Before they submit their application, applicants must first consult with the supervising professor in their preferred field of research regarding their education and research, etc. after enrollment.


See website below for details of individual fields of research.

<https://www.juntendo.ac.jp/graduate/laboratory/lab0/laboratory.html>



Applicants who do not know the contact details for their preferred field should contact the Academic Affairs Department (Graduate School Division) at the Juntendo University Hongo Ochanomizu Campus.

(4) Application Documents:

* The various certificates must have been issued no earlier than six (6) months prior to the date of application.

Important	<p>Download the application forms (those listed below indicated with “DL”) from the links below, enter the required information, and print the completed forms before submitting.</p> <p>https://www.juntendo.ac.jp/graduate/ma/exam/</p> <p>* If you are unable to download the forms, contact the School to have them e-mailed to you. * We recommend completing the forms with Microsoft Office software in a Windows environment.</p>	
-----------	---	---

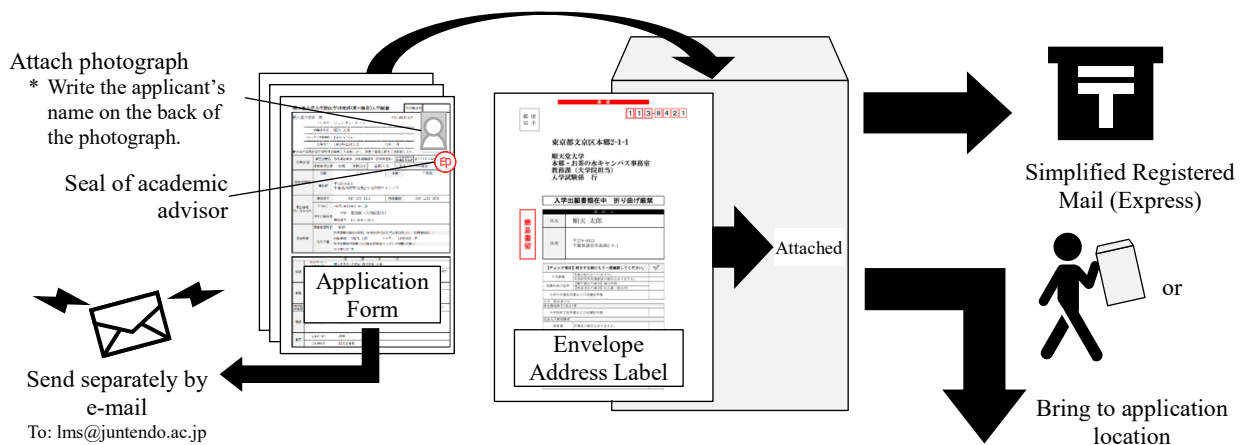
<All applicants>						
1)	Application Form DL	Enter the necessary information into the “Entry Sheet” section of the downloaded application form and send it via e-mail and by post as follows. 1) How to send electronic copy Send the Excel file, with the required items entered, to the following e-mail address. e-mail: lms@juntendo.ac.jp Subject: Application Form (applicant’s name) *There is no need to type anything in the body of the e-mail. Attachment: Name the attached file “Application Form (applicant’s name)” 2) Print/Photograph/Seal Print out the [Entrance Application Form for Printing], attach a photograph of the applicant (H4 cm x W 3 cm; write name on reverse) and obtain signature and seal in the “Academic Advisor” field of the application form ((1) or (2).) (1) If your desired research field has a senior professor, signature and seal of that professor (2) If your desired research field does not have a senior professor, signature and seal of an academic advisor or the Dean of the Graduate School of Medicine.				
2)	Statement of Purpose DL	Enter the required information in the downloaded Statement of Purpose form and send with the Application Form by post. (University-designated form)				
3)	Proof of Payment of Entrance Examination Fee	Examination Fee JPY 20,000 (The Examination Fee, once paid, will not be refunded for any reason whatsoever.) <table border="1" style="width: 100%; margin-top: 5px;"> <tr> <td style="text-align: center; vertical-align: middle;">Bank Transfer</td> <td> Kanda Branch, Mizuho Bank Savings account 1608573 Gakko Hojin Juntendo * Enter “MR2” in front of the applicant’s name. * Bank transfer charges are to be borne by the applicant. Submit the Deposit Transfer slip (copy is acceptable) as proof of payment. </td> </tr> <tr> <td style="text-align: center; vertical-align: middle;">Payment in cash at counter</td> <td> Bring the Payment Form found at the end of this booklet and the required amount in cash to the Accounts counter. Hongo Accounts Section (15F, Century Tower South Building) (Monday – Friday) 9:00–16:00 (Saturday) 9:00–12:00 Closed on the 2nd Saturday of each month. Submit the Payment Form (For Submission) as proof of payment. </td> </tr> </table>	Bank Transfer	Kanda Branch, Mizuho Bank Savings account 1608573 Gakko Hojin Juntendo * Enter “MR2” in front of the applicant’s name. * Bank transfer charges are to be borne by the applicant. Submit the Deposit Transfer slip (copy is acceptable) as proof of payment.	Payment in cash at counter	Bring the Payment Form found at the end of this booklet and the required amount in cash to the Accounts counter. Hongo Accounts Section (15F, Century Tower South Building) (Monday – Friday) 9:00–16:00 (Saturday) 9:00–12:00 Closed on the 2nd Saturday of each month. Submit the Payment Form (For Submission) as proof of payment.
Bank Transfer	Kanda Branch, Mizuho Bank Savings account 1608573 Gakko Hojin Juntendo * Enter “MR2” in front of the applicant’s name. * Bank transfer charges are to be borne by the applicant. Submit the Deposit Transfer slip (copy is acceptable) as proof of payment.					
Payment in cash at counter	Bring the Payment Form found at the end of this booklet and the required amount in cash to the Accounts counter. Hongo Accounts Section (15F, Century Tower South Building) (Monday – Friday) 9:00–16:00 (Saturday) 9:00–12:00 Closed on the 2nd Saturday of each month. Submit the Payment Form (For Submission) as proof of payment.					
4)	Proof of Graduation from Applicant’s University	Certificate of Graduation (Expected Graduation) and Academic Transcript from applicant’s university, etc. * Not required if the applicant is a graduate (or expected graduate) of Juntendo University.				

<The following applies to relevant applicants only>		
5)	Test score certification, etc.	Applicants who have taken a language examination (TOEFL, IELTS, TOEIC, JLPT, etc.) must submit the corresponding test certificate (as reference material for the oral examination). (Applicants who meet a certain standard will be exempt from the Language Examination).
6)	Graduate School Certificate	Certificate of Graduate School Graduation (or Expected Graduation) and Academic Transcript from applicant's Graduate School * Not required if the applicant is a graduate (or expected graduate) of Juntendo University Graduate School.
7)	Written Consent 	Working adult applicants must submit written consent from the head of the department of the company/research institute/hospital/university, etc. to which the applicant currently belongs (University-designated form).
8)	International Applicants (Special Permanent Residents)	For international applicants (Special Permanent Residents), proof of Special Permanent Resident status must be submitted. (Special Permanent Resident Certificate, copy of Residents Register (*), etc.) * The copy of Residents Register must not contain the applicant's personal number (My Number). If the copy has the applicant's personal number on it, please mask the number to the extent that it cannot be restored before submitting the copy. In principle, the date of issue of these documents must be no earlier than six (6) months (from the first day of the application period).
9)	International Applicants (Other than Special Permanent Residents)	International applicants (other than Special Permanent Residents) must submit the following documents. (1) Certificate of Graduation or Certificate of Enrollment/Employment, and written recommendation (from the supervising professor or department head of the university/research institute/hospital, etc. where the applicant is currently enrolled/employed, written in Japanese or English. No particular format required. Around 1-2 A4 page) (2) Letter of Financial Support (University-designated form)  (3) List of research achievements (A4 size paper, in Japanese or English) (4) Reprinted Articles (several major articles)
10)	Other Notes	(1) The University may request the submission of additional documentation. (2) Certificates of Graduation and Academic Transcripts included in Application Documents of applicants who graduated from university in China may be replaced by Academic Qualifications Accreditation (English version) and Academic Transcription Accreditation (English Version) issued by the China Higher Education Information and Student Information (CHSI) or CHSI Japan for submission, instead of the Certificate of Graduation and Academic Transcript specified in the Entrance Examination Guidelines. (Such certificates must have been issued no earlier than six (6) months prior to the application date.) Such certificates are not required if the applicant is able to submit certificates issued by the university from which the applicant graduated or at which the applicant is currently enrolled.

(5) Application Process

Print the "Envelope Address Label" on a sheet of A4 paper (white), affix it to a No. 2 rectangular envelope (blank rectangular envelope about 240 x 332 mm in size), enclose all of the application documents and bring it to the counter of the application location stated below. Office Hours: 9:30 a.m. – 3:30 p.m. (closed on weekends and public holidays)

If sending the documents by post, send them to the Academic Affairs Department (Graduate School Division), Juntendo University Hongo Ochanomizu Campus by Simplified Registered Mail (Express).



Application Location	Academic Affairs Department (Graduate School Division), Juntendo University Hongo Ochanomizu Campus (2-1-1, Hongo, Bunkyo-ku, Tokyo, 113-8421, JAPAN Tel: 03-5802-1020)
-----------------------------	---

5. Enrollment Process, etc.

(1) Enrollment Deadline

Letters of Acceptance and documentation regarding enrollment procedures will be sent to successful applicants the day after the acceptance announcements. Once you have received the documents, please complete the enrollment procedure within the relevant enrollment period listed below.

Classification	Enrollment Period
Schedule A successful applicants General Entrance Examination Entrance Examination for Working Adults Entrance Examination for International Students Entrance Examination for International Students Living Abroad	Monday, October 19, 2020 – Monday, November 9, 2020
Schedule B successful applicants General Entrance Examination Entrance Examination for Working Adults Entrance Examination for International Students Entrance Examination for International Students Living Abroad	Monday, February 15, 2021 – Wednesday, March 3, 2021

(2) Tuition

(1) Tuition and expenses (annual) for each academic year are as follows.

	Cost Item	1st Year	2nd Year
1)	Matriculation Fee	JPY 200,000	-
2)	Tuition	JPY 400,000	JPY 400,000
3)	Machinery and Equipment Costs	JPY 150,000	JPY 150,000
	Total Tuition	JPY 750,000	JPY 550,000

- (2) Reimbursement of enrolment fee for declining enrollees: Accepted applicants who later wish to decline their acceptance must submit a specified written notification of their intention by 4:00 p.m. on Wednesday, March 31, 2021 to have the fees paid, less the Matriculation Fee, reimbursed.
- (3) Matriculation scholarships: Applicants who have graduated from a Juntendo University undergraduate or graduate program, or who work full time for Juntendo University (at the time of the entrance examination) may qualify for a JPY 100,000 matriculation scholarship, upon consideration of their academic performance, work experience, work performance, and other factors.
- (4) Tuition installment payments: Enrolled students who are unable to pay their tuition and experiment training costs by the deadline may apply to pay these expenses in up to two installments in principle, if they submit a letter of request for payment by installment, stating their reasons. (However, the Matriculation Fee must be paid by the deadline.)

(3) Entrance Ceremony: Early April 2021

The Entrance Ceremony will be held in early April 2020. Information about the Ceremony, including the date, time, and venue, will be included in the Letter of Acceptance. For details of the curriculum, check the Graduate School of Medicine electronic syllabus after the entrance ceremony.

(4) Scholarship System and Research Funding Assistance

- 1) Outstanding students who, in consideration of their educational and research activities, are recognized as achieving particularly excellent academic results, may be eligible for an exemption or reduction of their tuition fees.
- 2) Self-funded international students may be eligible to receive a scholarship to mitigate their financial burden, pending a review of their financial circumstances.
- 3) Self-funded international students who have enrolled through the Entrance Examination for International Students Living Abroad (Pre-travel Acceptance Scheme) and who meet certain other requirements, including separately established academic achievement and income levels, may apply for the grant scholarship, Monbukagakusho Honors Scholarship for Privately-Financed International Students
- 4) Juntendo University nominates international students for scholarships with JASSO.
- 5) There are many research funding assistance programs available for the development of young researchers, including project research funding and the University President's Special Joint Project Research Funds.

(5) Conferral of Degree and Course Selection

A degree of Master (Medical Science) will be conferred on students who have studied in this program for at least two years, obtained at least 30 credits in total, submitted a master's thesis based on original research, and passed their Master's thesis defense.

An orientation session will be held on the day of the Entrance Ceremony to inform accepted students about how to enroll in subjects.

(6) Other Notes

[Student Residences Available for Juntendo University Graduate Students]

Student dormitories available for students of the Juntendo University Graduate School are as follows:

1) L'espoir Yushima

Address	2-21-19, Yushima, Bunkyo-ku, Tokyo, 113-0034, JAPAN	Room type	19.0 m ² , 1R
Number of Rooms	176	Boarding Fees	JPY 50,000 (No deposit or key money required)
Access	10 minutes' walk from residence to Juntendo University Hongo Ochanomizu Campus		

2) Dormitory Sendagi

Address	2-15-6, Sendagi, Bunkyo-ku, Tokyo, 113-0022, JAPAN	Room type	16.1 m ² , 1R
Number of Rooms	59	Boarding Fees	JPY 30,000 - 31,000 (No deposit or key money required)
Access	3 minutes' walk from Sendagi Station, Chiyoda Line, Tokyo Metro Approx. 25 minutes from residence to Juntendo University Hongo Ochanomizu Campus		

3) Regalo Ochanomizu I & II

Address	2-3-9, Hongo, Bunkyo-ku, Tokyo, 113-0033, JAPAN	Room type	30.1 m ² , 1K
Number of Rooms	147	Boarding Fees	JPY 70,000 - 100,000 (deposit equivalent to 1.5 x boarding fees, no key money required)
Access	1 minute's walk from residence to Juntendo University Hongo Ochanomizu Campus		

4) Neo Mime Ochanomizu

Address	2-9-9, Hongo, Bunkyo-ku, Tokyo, 113-0033, JAPAN	Room type	34.27 m ² – 53.51 m ² , 1LDK/2LDK
Number of Rooms	11	Boarding Fees	JPY 120,000 – 150,000 (1.5 x monthly boarding fees for deposit, no key money required)
Access	Next to Juntendo University Hospital. 1 minute's walk from residence to Juntendo University Hongo Ochanomizu Campus		

5) Towa City Coop Yoshida Building

Address	3-3-10, Hongo, Bunkyo-ku, Tokyo, 113-0033, JAPAN	Room type	16.0 m ² – 20.35 m ² , 1R
Number of Rooms	7	Boarding Fees	JPY 56,000 – 64,000 (1.5 x monthly boarding fees for deposit, no key money required)
Access	Next to Juntendo University No. 4 building. 3 minutes' walk from residence to Juntendo University Hongo Ochanomizu Campus		

6) Patio Hongo

Address	2-4-5, Hongo, Bunkyo-ku, Tokyo, 113-0033, JAPAN	Room type	21.91 m ² , 1R
Number of Rooms	1	Boarding Fees	JPY 80,000 (1.5 x monthly boarding fees for deposit, no key money required)
Access	Next to Hongo Ochanomizu Campus No. 2 Education Building 1 minute's walk from residence to Juntendo University Hongo Ochanomizu Campus		

7) Dormitory Hongo-Motomachi

Address	1-1-1, Hongo, Bunkyo-ku, Tokyo, 113-0033, JAPAN	Room type	25.93 m ² – 55.07 m ² , 1R/1LDK/2LDK
Number of Rooms	24	Boarding Fees	JPY 96,000 – 164,000 (1.5 x monthly boarding fees for deposit, no key money required)
Access	Next to Motomachi Koen. 1 minute' walk from residence to Juntendo University Hongo Ochanomizu Campus		

8) Dia City Corp Asakusabashi

Address	2-8-10, Asakusabashi, Taito-ku, Tokyo, 111-0053, JAPAN	Room type	19.44 m ² – 22.25 m ² , 1R
Number of Rooms	8	Boarding Fees	JPY 63,000 (No deposit or key money required)
Access	Approx. 4 minutes' walk from JR Asakusabashi Station. Approx. 20 minutes from residence to Juntendo University Hongo Ochanomizu Campus		

9) College Square Ochanomizu

Address	2-14-13, Hongo, Bunkyo-ku, Tokyo, 113-0033, JAPAN	Room type	19.17 m ² – 21.17 m ² , 1R
Number of Rooms	96	Boarding Fees	71,477 JPY (No deposit or key money required)
Access	Approx. 4 minutes' walk from Hongo 3-chome Station, Marunouchi Line. Approx. 4 minutes' walk from residence to Juntendo University Hongo Ochanomizu Campus		
Contact	Student Apartment General Information Center Tokyo Station Square Center Tel: 0120-985-456 * This is a rental property, so please enquire directly to the above.		

Students wishing to enter one of the above residences should contact the Wages and Benefits Section, Human Resources Department. When applying, please note that, depending on the status of vacancies in each residence, you may not be able to enter your choice of residence.

Wages and Benefits Section, Human Resources Department Tel: 03-5802-1010 (direct dial)

[Daily and Academic Life in Japan for International Students]

International applicants will be able to find more information about daily and academic life in Japan on the following website:

- Juntendo University International Center (JUIC) website
<http://www.juntendo.ac.jp/english/>
- See “Global” in this website
<http://www.juntendo.ac.jp/english/juic.html>

<FAQ>

- Q: Which documents should I send by e-mail?
A: Please e-mail the Excel file of the Application Form only. All other documents (such as Written Consent and Letter of financial support) do not need to be sent by e-mail.
- Q: Do I need to submit a hard copy of the Application Form even if I sent it by e-mail?
A: Yes. You must submit the documents by post or in person to the counter in addition to sending the Application Form by e-mail.
- Q: When should I send the e-mail by?
A: As long as it is within the Application Period, you can send the e-mail either before or after you have posted the documents. Your application will be deemed to have been received when we confirm the arrival of your posted documents and receipt of your e-mail.
- Q: I have not yet decided my field of research.
A: You must consult with the senior professor in your preferred field of research prior to lodging your application (refer to “Preliminary Consultation for Application” on Page 11). After this consultation, you must then obtain the signature and seal of a department professor in your preferred research field in the “Name of Academic Advisor at Graduate School of Medicine” field of the Application Form.
- Q: I am not a Japanese national, so I am not sure if I am eligible to apply.
A: Please see “Application Requirements” on Page 8. Please contact the Juntendo University International Center before applying.
(JUIC Tel: 03-3813-3795 / e-mail: juic@juntendo.ac.jp)
- Q: I don't speak Japanese very well. Will I be able to take the entrance examination?
A: You may take the entrance examination, but it is recommended that you have passed JLPT N5 or higher (level 4 or higher on the old JLPT). (Please see “Application Requirements” on Page 8.)
- Q: Where should I pay the Entrance Examination Fee?
A: You can make payment through bank transfer or at the counter. Please see “Proof of Payment of Entrance Examination Fee” on Page 12 for details.
- Q: Are there any scholarships or tuition exemptions or reductions available?
A: Please see “Scholarship System and Research Funding Assistance” on Page 15 for details.
- Q: When will I receive my Examination Admission Ticket?
A: Your Examination Admission Ticket will be posted to your home address within about one week after receipt of your application.

<Handling of Personal Information>

- (1) We will strive to manage personal information appropriately and safely in compliance with the Act on the Protection of Personal Information.
- (2) Personal information (name, address, and other personal information) you have provided in the course of the application and enrollment procedures will be used to conduct the Entrance Examinations (application processing and holding of examinations), announce successful applicants, conduct enrollment procedures, enrolled subjects and student registers and other necessary operations incidental to those operations.
- (3) Personal information obtained by the University will not be disclosed or provided to any third party without the consent of the person who provided that personal information, unless such disclosure or provision is required by law.

順天堂大学大学院医学研究科(修士課程)入学願書

※受験番号

順天堂大学長 殿

2020年6月25日

フリガナ:

志願者氏名:

ローマ字・英語表記:

生年月日:

性別:

写真貼付

縦4cm

横3cm

※裏面に氏名記載

貴大学大学院医学研究科修士課程に入学致したく、所定の書類を添えて出願致します。

2021M

受験希望	研究分野名					
	コース	医科学コース	本学研究科の 指導教員氏名	印		
	受験区分	社会人入試	—	外国人留学生	—	
受験者情報	国籍				本籍	
	現住所					
提出書類 問い合わせ先	電話番号				携帯電話	
	E-mail					
	現在の勤務先	名称:				
語学力に 関する申告	語学試験 受験履歴	試験種類:	スコア:	点		
	本学定期語学 試験合格日					
	SAMPLE					

履 歴 事 項

学歴		
資格		
職歴		

The complete set of application documents can be downloaded from
<https://www.juntendo.ac.jp/graduate/ma/exam/index-e.html>

※ 受験番号

令和2年6月8日

順天堂大学学長 殿

順天堂大学大学院医学研究科（修士課程）志望理由書

志願者氏名			
現所属		役職等	
最終学歴		卒業年月	年 月

志望理由

SAMPLE

The complete set of application documents can be downloaded from
<https://www.juntendo.ac.jp/graduate/ma/exam/index-e.html>

郵便
切手

1 1 3 - 8 4 2 1

東京都文京区本郷2-1-1

順天堂大学
本郷・お茶の水キャンパス事務室
教務課（大学院担当）
入学試験係 行

入学出願書類在中 折り曲げ厳禁

簡易書留

差出人	
氏名	
住所	〒 (選択してください)

【チェック項目】封をする前にもう一度確認してください。		✓
入学願書	写真が貼られていますか。 本学研究科主任教授の捺印はありますか。	
志望理由書		
受験料納入証明	【銀行振込の場合】振込明細 【現金支払の場合】払込書（提出用）	
大学等の卒業証明書および成績証明書		

以下、該当者のみ

修士課程修了(見込)者

大学院修了証明書および成績証明書

社会人入試受験者

承諾書

所属長の捺印はありますか。

語学試験免除該当者

当該試験のスコア通知書等

外国人（特別永住者）の受験者

特別永住者であることを証明する書類

外国人（特別永住者以外）の受験者

①卒業証明書又は在籍証明書、及び推薦書

The complete set of application documents can be downloaded from
<https://www.juntendo.ac.jp/graduate/ma/exam/index-e.html>

承諾書

順天堂大学大学院
医学研究科長 殿

志願者氏名：

上記の者が、貴学大学院医学研究科における社会人入試を受験することを承諾する。

令和 年 月 日

機 関 名：

所 属 ・ 職 名：

承 諾 者 氏 名：

印

連 絡 先 (住 所)：

連 絡 先 (電 話 番 号)：

The complete set of application documents can be downloaded from
<https://www.juntendo.ac.jp/graduate/ma/exam/index-e.html>

経費支弁書

Letter of Financial Support

順天堂大学大学院

医学研究科長 殿

To: Juntendo University Graduate School of Medicine Dean

氏名 : Name of Applicant	国籍 : Nationality			
生年月日 : Date of Birth	年 Year	月 Month	日 Day	<input type="checkbox"/> 男 Male
				<input type="checkbox"/> 女 Female

記

私は、この度上記の者が日本国に入国、及び貴大学在学中の経費支弁者になりましたので、下記の通り経費支弁の引き受け経緯を説明するとともに、経費支弁について誓約します。

I will support the above applicant during his/her stay in Japan and during the period of his/her attendance at Juntendo University. The statement below lists my reason for support and support details:

1. 経費支弁の理由及び引き受け経緯 Reason for Support

SAMPLE

2. 経費支弁内容と方法 Support Details

上記の者が在留期間更新を行う際には、送金証明書または本人名義の預金通帳（送金事実、経費支弁事実が記載されたもの）の写し等で経費支弁事実を明らかにする書類を提出します。

Should the applicant extend his/her period of residence, I will submit one of the following forms of proof: a copy of a certificate of remittance or a bank account statement in the applicant's name, which will certify the act of financial support and prove the applicant's living expenses are supported.

- | | | | |
|---|--------------------------------------|--|----------|
| (1) 学費 :
Tuition | 円 / 半年・年間
JPY / Semiannual・Annual | (2) 生活費 : 月額
Living Expenses:
Monthly Amount | 円
JPY |
| (3) 支弁方法 : (送金、振込、携行等具体的な実施方法)
Method of Support (Explain how you plan to provide support. For example: remittance, bank transfer, etc.) | | | |

年 Year	月 Month	日 Day
-----------	------------	----------

経費支弁者 Supporter :

住所 :

Address

電話 :

Telephone No.

氏名 (署名) :

Name (Signature)

㊞ /Seal

/Signature

支弁受給者との関係 :

Relationship to Applicant

以上

The complete set of application documents can be downloaded from
<https://www.juntendo.ac.jp/graduate/ma/exam/index-e.html>

受付番号	※
------	---

2021年度順天堂大学大学院医学研究科
医科学専攻(修士課程)資格認定審査申請書

2020年6月8日

順天堂大学大学院医学研究科長 殿

貴大学院医学研究科医科学専攻(修士課程)入学を希望します。
 ついては、出願資格の認定を受けたく、所定の書類を添えて申請します。

フリガナ			本籍地	都道府県名(または国籍)
氏名			外国人留学生 は国籍を記入	
生年月日			性別	(選択してください)
連絡先	〒	現住所		
	電話	(昼間)	(夜間)	
	Email			
志望科目	系	専門学科目	指導教授	
医科学専攻	(選択してください)		⑩	
学 歴 (高等学校入学から記入すること)				
年 月 日	入学			
年 月 日	卒業			
年 月 日	入学			
年 月 日	卒業			
年 月 日	入学			
年 月 日	卒業			
年 月 日	入学			
年 月 日	卒業			
資 格				
年 月 日	取得	資格名称 :		
		登録番号等:		
年 月 日	取得	資格名称 :		
		登録番号等:		
年 月 日	取得	資格名称 :		
		登録番号等:		
※審査結果記入欄				
<input type="checkbox"/> 出願資格あり <input type="checkbox"/> 出願資格なし				
認定日: 年 月 日				

The complete set of application documents can be downloaded from
<https://www.juntendo.ac.jp/graduate/ma/exam/index-e.html>

受付番号	※
------	---

フリガナ	
氏名	

職歴・研究歴等 (学校等卒業後の職歴・研究歴等を記入すること)		
年 月 日 ~ 年 月 日 (年 ヶ月)	機 関	
	身 分	
	勤務・研究等の内容	
年 月 日 ~ 年 月 日 (年 ヶ月)	機 関	
	身 分	
	勤務・研究等の内容	
年 月 日 ~ 年 月 日 (年 ヶ月)	機 関	
	身 分	
	勤務・研究等の内容	
年 月 日 ~ 年 月 日 (年 ヶ月)	機 関	
	身 分	
	勤務・研究等の内容	
年 月 日 ~ 年 月 日 (年 ヶ月)	機 関	
	身 分	
	勤務・研究等の内容	

【研究実績】 特筆すべき研究業績(論文発表、学会発表等)がある場合に記載すること。
添付資料のない場合は、原則、当該業績については審査対象外とする。

著者名・発表者名等 (自身の氏名に下線を引くこと)	研究実績 (論文名、発表演題名等)	公表雑誌名、学会名等 (発表等の年月を記載すること)	添付資料の有無

The complete set of application documents can be downloaded from <https://www.juntendo.ac.jp/graduate/ma/exam/index-e.html>

2021 年度入学試験 入学検定料払込書

支 払 場 所	経理課：センチュリータワー南棟 15 階奥
出 納 時 間	平日 9:00～16:00 土曜日 9:00～12:00 (第 2 土曜除く)
注 意 事 項	下記 3 枚全て記入の上、経理課で入学検定料を支払い後、 本用紙「1. 提出用」を入学願書と一緒にご提出ください。 なお、入学検定料を銀行振込する場合、本用紙は不要です。

1. 提出用

受験 区分	<input type="checkbox"/> A 日程入試	志願者	フリガナ：
	<input type="checkbox"/> B 日程入試		氏名：
	種 類		金 額
1.	順天堂大学大学院医学研究科 修士課程 2021 年度 入学検定料		20,000 円
経理課収納印		印	合 計 20,000 円

きりとり
(志願者が切り離してください)

領収書 (兼受講票)

2. 受験生本人用 (控)

受験 区分	<input type="checkbox"/> A 日程入試	志願者	フリガナ：
	<input type="checkbox"/> B 日程入試		氏名：
	種 類		金 額
1.	順天堂大学大学院医学研究科 修士課程 2021 年度 入学検定料		20,000 円
経理課収納印		印	合 計 20,000 円

きりとり
(経理課が切り離します)

3. 経理課 (控)

受験 区分	<input type="checkbox"/> A 日程入試	志願者	フリガナ：
	<input type="checkbox"/> B 日程入試		氏名：
	種 類		金 額
1.	順天堂大学大学院医学研究科 修士課程 2021 年度 入学検定料		20,000 円
経理課収納印		印	合 計 20,000 円

**Juntendo University
Graduate School of Medicine**

Academic Affairs Department (Graduate School Division)

Juntendo University Hongo Ochanomizu Campus

2-1-1, Hongo, Bunkyo-ku, Tokyo, 113-8421, JAPAN

Tel: 03-5802-1020 (Ext. 3223)

Fax: 03-3813-3622

<http://www.juntendo.ac.jp/graduate/index.html>